

RE-TOOL YOUR MACHINE SHOP

FALL & Winter 2016-2017



Brettwood Machinery Works Ltd.



DRILL PRESS CHUCK SAFETY GUARD KM-118
Fits KC-118FC
\$19.99

29 PC. TITANIUM DRILL BIT SET KDB-29T
29 (1/16"-1/2" x 1/64")
\$29.99

17" DRILL PRESS KC-118FC

- 12.5 amp. motor
- 16 speeds 240-3400 RPM)
- 17" swing
- 3 1/4" stroke
- 5/8" chuck

\$599.

17" DRILL PRESS with SAFETY GUARD & LIMIT SWITCH KC-118FC-(LS)

- 12.5 amp. motor
- 16 speeds (240-3400 RPM)
- 17" swing
- 3 1/4" stroke
- 5/8" chuck

\$699.

LONG STROKE

NEW

17" LONG STROKE DRILL PRESS with SAFETY GUARD KC-119FC-LS

- 12.5 amp. motor
- 12 speeds (255-2750 RPM)
- 34" swing
- 6" stroke
- 3/4" chuck

\$899.

MILLING DRILLING MACHINE with SAFETY GUARD & LIMIT SWITCH PDM-30

- 16 1/2" swing
- 1 1/4" Drilling capacity
- 3" Face mill capacity
- 5" stroke
- Spindle taper R8
- 12 speeds (150-2500 RPM)

\$2099.

11 amp. (220V)

MILLING DRILLING MACHINE STAND SS-45
Heavy-duty steel construction
\$249.99

7" X 12" METAL CUTTING BANDSAW KC-712BC

- 11.5 amp. motor
- Coolant system
- Adjustable ball bearing guides
- 4 speeds (85-130-180-235 RPM)

\$1259.

PATENTED TRU-LOCK
quick locking vise system

H.S.S. & BI-METAL BLADES ("SKIP TOOTH")

Model	Length	Width	Blade Material	TPI	Thickness	Price
KBB-712-10	93"	3/4"	H.S.S.	10	.032"	\$19.99
KBB-712-14	93"	3/4"	H.S.S.	14	.032"	\$19.99
KBB-712-18	93"	3/4"	H.S.S.	18	.032"	\$19.99
KBB-712-BM-610	93"	3/4"	Bi-Metal	6-10	.032"	\$59.99
KBB-712-BM-1014	93"	3/4"	Bi-Metal	10-14	.032"	\$59.99

ALLWEATHER HEAVY-DUTY (-40°C to 60°C) SINGLE-TAP EXTENSION CORDS 12/3

Model	Length	AWG	Color	\$
K-2512-1T-YE	25'	12/3	YELLOW	19.99
K-2512-1T-RD	25'	12/3	RED	19.99
K-2512-1T-OR	25'	12/3	ORANGE	19.99
• 15A 125V, 1675W For indoor and outdoor use				
• Ultra flexible / High visibility colors / Lighted ends				
K-5012-1T-YE	50'	12/3	YELLOW	39.99
K-5012-1T-RD	50'	12/3	RED	39.99
K-5012-1T-OR	50'	12/3	ORANGE	39.99
K-5012-1T-GN	50'	12/3	GREEN	39.99
2' TRIPLE-TAP EXTENSION CORD				
K-212-3T-RD	2'	12/3	RED	9.99

5 PC. ACCESSORY BONUS PACKAGE FREE
INCLUDED WITH THE PURCHASE OF A PDM-30 MILLING DRILLING MACHINE **\$343.85**
Includes: angle drill press vise, drill chuck with key, drill chuck arbor, carbide tipped face mill and face mill arbor

8" LOW SPEED BENCH GRINDER WITH LIGHT KC-895LS

- Powerful 1/2 HP, 1,750 RPM motor
- Comes complete with diamond wheel dressing tool, tool rests, eye shields, coarse 60 grit and fine 120 grit 8" x 1" white aluminum oxide grinding wheels

NEW

\$129.99

JUMP STARTER / PERSONAL POWER SUPPLY PX-500

- Charge or power all electronic devices, USB 5V electronics, 12V accessories and 16V/19V laptops.
- This 13,600 mAh portable jump starter & power supply is able to jumpstart a V8 engine (5L) up to 15 times.

\$129.99



10,000W GASOLINE GENERATOR WITH ELECTRIC START & WHEEL KIT KCG-10000GE

- Powerful 15 HP, 4 stroke air cooled motor
- AVR system and electronic ignition
- Low oil shut-off with indicator light protects the engine
- Two duplex outlets: 120V/20 Amp AC
- Two twist lock outlets: 120V/30 Amp and 120V/240V/30 Amp AC
- Keyed electric start and easy start recoil starter
- AC double throw circuit breaker

ELECTRIC START BATTERY INCLUDED

GENERATOR EXTENSION CORD K-L1430-10
Extension cord length: 10 feet
Gauge (AWG)/Cord: 12 (SJTW 4/C) Number of 120V plugs: 4

\$999.99

\$29.99

DUALSAW[®] SAW KITS

CS300

- Cuts hard and soft metals, hardwood, PVC, Iron, plastics, aluminum, copper, stainless steel with ease and precision
- Kit includes set of universal tungsten carbide tipped (TCT) blades, 10 pcs. Lubricating wax sticks, control handle, arbor tool and sturdy carrying case

Powerful 4.5 amp. motor
DUALSAW

\$99.99



CS490

- Cuts hard and soft metals, hardwood, PVC, Iron, plastics, aluminum, copper, stainless steel with ease and precision
- Kit includes set of universal tungsten carbide tipped (TCT) blades, 10 pcs. Lubricating wax sticks, control handle, arbor tool and sturdy carrying case

Powerful 8 amp. motor
DUALSAW

\$129.99



POWER TOOLS & AUTOMOTIVE EQUIPMENT

3" X 79" METAL BELT SANDER KC-379MS

- Sanding belt rotates on 7-1/2" vented drive wheel and solid rubber rear wheel for maximum tracking and sanding control
- Head pivots up or down on base for easy and safe work heights
- Horizontal working height of 36"
- Comes with 80 Grit pure zirconia sanding belt



2 HP (220V)

Hinged top cover for access to entire length of belt for larger pieces

3" x 79" PURE ZIRCONIA SANDING BELTS

Model	Belt Size	Grit	Unit	Price
SB-379-60	3"x79"	60	1	\$17.99
SB-379-80	3"x79"	80	1	\$17.99
SB-379-120	3"x79"	120	1	\$17.99

\$899.

12" HEAVY-DUTY BENCH GRINDER WITH FLOOR STAND KC-1295

- Robust cast-iron wheel guards and dust vents with 2-1/2" T-fitting adaptor for dust collection



1.5 HP Direct Drive Motor (220V)

\$1149.

BENCH GRINDERS

BENCH GRINDER STAND

SS-150

- Made of cast iron with coolant reservoir
- 32 3/4" high



\$69.99



- KC-690**
- 3.5 amp. motor
 - 3500 RPM

\$56.99



- KC-890**
- 7 amp. motor
 - 3450 RPM

\$99.99



- KC-1090**
- 14 amp. motor
 - 1720 RPM

\$299.99

VARIABLE SPEED HAND-HELD BLOWER/VACUUM

8317

- 116 CFM, max air speed 195 km/h (121 mph)
- Variable speed (6,000-14,000 RPM)



Vacuum mode

\$25.99

WET/DRY SHARPENER 4 1/2" X 1 1/2"

KC-4500S

- Forward/reverse switch allows the wheel to rotate in both directions
- 220 grit wheel runs at 170 RPM



\$69.99

MAGNETIC SWITCHES

- KMAG-110-811 110V (8-11 Amp.)
- KMAG-110-1114 110V (11-14 Amp.)
- KMAG-110-1417 110V (14-17 Amp.)
- KMAG-220-811 220V (8-11 Amp.)
- KMAG-220-1114 220V (11-14 Amp.)
- KMAG-220-1417 220V (14-17 Amp.)
- KMAG-220-1721 220V (17-21 Amp.)



Comes with padlock and 2 spare keys

Comes with twist lock emergency stop button

\$89.99 ea.

2 HP METAL DUST COLLECTOR

KC-7200C

- Max. air suction capacity: 490 CFM
- Noise level reading at 60": 75 Db
- Can be operated at 15 amp. @ 110V, or 7.5 amp. @ 220V
- 11" steel fan blade and steel housing
- Easy to change 5 micron air filters with galvanized frames
- Two 3" dust port inlets with 2" reducer adaptors and caps



Easy to empty collection drawer



\$1259.

FIREPROOF 3" METAL DUST COLLECTION HOSES KIT

KM-102

- Kits Includes:
- 2 - 8ft. (2.5M) 130° Fireproof hoses
 - 4 - Wire hose clamps (3")



\$69.99

RATED 130°C

3" WIRE HOSE CLAMP

K-1316



\$1.99 EA

DIGITAL FRACTIONAL CALIPER

KM-106

- Converts to inches (decimal and fractional) and metric readings
- Waterproof to IP54 standards
- Two 3V Lithium batteries included



\$29.99



AIR COMPRESSORS & ACCESSORIES

ULTRA-QUIET OIL-FREE AIR COMPRESSORS

KC-1620A

- Light weight aluminum tank
- 3.80 CFM @ 40 PSI
- 2.35 CFM @ 90 PSI
- Extra long pump life of over 3000 hours
- 120 PSI maximum tank pressure
- ASME safety valve

1.6 GALLON

2 HP (PEAK) (60 Decibels)



\$209.99

KC-4620A

- Light weight aluminum tank
- 3.80 CFM @ 40 PSI
- 2.35 CFM @ 90 PSI
- Extra long pump life of over 3000 hours
- 120 PSI maximum tank pressure
- ASME safety valve

4.6 GALLON (2 X 2.3)

2 HP (PEAK) (60 Decibels)



\$289.99

5.5 PEAK HP 20 GALLON AIR COMPRESSOR

KC-2051H1

- 150 PSI max pressure
- 7.6 SCFM @ 40 PSI
- 6.0 SCFM @ 90 PSI
- High efficiency reed valves

2 cylinder cast iron single stage oil lubricated pump



\$699.99

SPRAY GUN KITS



8180 **\$29.99**

8190 HVLP



8182 **\$39.99**

8195



\$49.99



\$59.99



\$79.99

TIRE INFLATION GUN WITH PRESSURE GAUGE

K-1630

\$19.99



5.5 PEAK HP 24 GALLON AIR COMPRESSOR

KC-3124V1

- 150 PSI max pressure
- 7.6 CFM @ 40 PSI
- 6.0 CFM @ 90 PSI



2 cylinder cast iron single stage oil lubricated pump

\$749.99

HIGH OUTPUT 6.5 PEAK HP 60 GALLON AIR COMPRESSOR

KC-5160V1

- 150 PSI max pressure
- 22.6 SCFM @ 40 PSI
- 18.5 SCFM @ 100 PSI
- High efficiency reed valves



3 cylinder cast iron single stage oil lubricated pump

\$1299.99

HIGH OUTPUT 7.5 PEAK HP 80 GALLON AIR COMPRESSOR

KC-7180V1-MS

- High output 30 CFM @ 100 PSI
- 150 PSI max pressure
- 43 SCFM @ 40 PSI
- 30 SCFM @ 100 PSI
- Heavy-duty 1/2" ball valve and easy to read tank pressure gauge

COMPRESSOR OIL BOTTLE
KW-077 (850ml)
\$7.99



Comes with magnetic starter

\$2999.99

71 PC. AIR TOOL KIT 8171

Comes with 1/2" Impact, Wrench, 3/8" Ratchet Wrench, Air Hammer and 1/4" Die Grinder



\$99.99

ARCTIC FLEX HYBRIDE POLYMER INDUSTRIAL AIR HOSES

(-40°C to 65°C)

HYBRID POLYMER INDUSTRIAL AIR HOSES		
K2514H	25'x1/4"	\$19.99
K2538H	25'x3/8"	\$26.99
K5014H	50'x1/4"	\$29.99
K5038H	50'x3/8"	\$39.99
K10014H	100'x1/4"	\$49.99
K10038H	100'x3/8"	\$59.99



300 PSI MAXIMUM PRESSURE All-Weather Flexibility

PREMIUM HYBRID POLYMER GARDEN HOSES

Engineered Hybride Polymer, combining PVC and rubber material for improved flexibility in extreme temperatures

K-5058GH

5/8" x 50 ft.

\$39.99

K-10058GH

5/8" x 100 ft.

\$69.99

150 PSI (Working) / 450 PSI (Burst)

Extreme All-Weather Flexibility Kink resistant



WET-DRY VACUUMS

Double filtration system

8530LP

- 12 ft. power cord
- Comes complete with 6 ft. x 1-1/4" hose, 2 pc. plastic extension wand, 30L dust bag, cartridge filter, foam filter, reusable filter, 10" floor sweep and crevice tool

\$79.99



Tank water drain

5 PEAK HP 5 30 LITERS GALLON US

8540LST

- 12 ft. power cord
- Comes complete with 6 ft. x 1-1/4" hose, 2 pc. extension wand, 40L dust bag, cartridge filter, foam filter, reusable filter, 10" floor sweep and crevice tool

\$149.99



Tank water drain

5 PEAK HP 10 40 LITERS GALLON US

8560LST

- 18 ft. power cord
- Comes complete with 8 ft. x 2-1/2" flex hose, 2 pc. 2-1/2" extension wand, contoured handle with air control, cartridge filter, foam filter, 14" floor sweep with squeegee insert, gulper tool, crevice tool and hanging accessory storage bag

\$239.99



Tank water drain

6.5 PEAK HP 16 60 LITERS GALLON US

FILTER-CARTOUCHE HEPA

KVAC-1145

- FITS: 8520LP, 8530LP, 8531LP-B, 8540LST



\$29.99

KVAC-1150 **NEW**

- FITS: 8560LST



\$29.99

15" DRILL PRESSES with DUAL LASER GUIDE SYSTEM

- KC-117N**
- 7.5 amp. motor
 - Spindle taper MT #2
 - 16 speed (220-3600 spindle RPM)
 - 3-1/8" stroke
 - 5/8" chuck



\$399.

- KC-117FN**
- 7.5 amp. motor
 - Spindle taper MT #2
 - 16 speed (220-3600 spindle RPM)
 - 3-1/8" stroke
 - 5/8" chuck



\$479.

DRILL PRESS CHUCK SAFETY GUARD
KM-122
Fits KC-122FC
\$19.99

- 22" DRILL PRESS KC-122FC**
- 12.5 amp. motor
 - 1 1/4" capacity
 - Spindle taper MT #4
 - 12 speeds (180-4200 RPM)
 - 4 3/4" stroke
 - 3/4" chuck



\$999.

- 22" DRILL PRESS with SAFETY GUARD & LIMIT SWITCH KC-122FC-(LS)**
- 12.5 amp. motor
 - 1 1/4" capacity
 - Spindle taper MT #4
 - 12 speeds (180-4200 RPM)
 - 4 3/4" stroke
 - 3/4" chuck



\$1099.

MILLING DRILLING MACHINES & ACCESSORIES

HEAD TILTS 90° TO THE LEFT AND 30° TO THE RIGHT



21" GEARHEAD DRILLING MACHINE WITH SAFETY GUARD & LIMIT SWITCH

- KC-40HS (220V)**
KC-40HS-6 (600V)
- 1.5 HP Motor
 - Forward & Reversing Switch
 - 1 1/4" Drilling Capacity
 - 20 7/16" Swing
 - Spindle Taper MT#3
 - 6 Speeds (60-1500 RPM)
 - Face Mill Capacity 4"
 - End Mill capacity 3/4"

\$3999.

FREE ANGLE VISE



20 PC. TITANIUM COATED END MILL SET KM-120
TITANIUM NITRIDE COATED HIGH SPEED STEEL
2 & 4 Flute (10pcs. each)
Imperial, Single End



\$159.99

DRILL PRESS VISE

- 3" - KP-V-3 **\$15.99**
- 4" - KP-V-4 **\$19.99**
- 5" - KP-V-5 **\$29.99**
- 6" - KP-V-6 **\$39.99**



52 PC. CLAMPING KITS

- KCL-5212** **\$79.99**
Fits 1/2" table slots
- KCL-52** **\$79.99**
Fits 5/8" table slots



CROSS SLIDE VISES

- Extremely versatile
 - Makes lateral or longitudinal adjustments simple
- 4" - KCV-4N **\$59.99**
 - 5" - KCV-5N **\$79.99**
 - 6" - KCV-6N **\$99.99**



KEYLESS DRILL CHUCKS

- KDC-12X** **\$69.99**
1/2" JT#33
- KDC-58X** **\$79.99**
5/8" JT#3
- KDC-34X** **\$119.99**
3/4" JT#4



COMPOUND SLIDE TABLES

- KCT-512** **\$179.99**
5 1/2" X 12"
1/2" T-slots
- KCT-618** **\$199.99**
6" X 18 1/2"
1/2" T-slots




RADIAL DRILLING MACHINE WITH SAFETY GUARD

- KC-35/SS-35**
- 1.5 HP Motor
 - 21 1/4" Max. distance spindle nose to table
 - 38 1/2" swing
 - MT #3 Spindle taper
 - Speeds 5(340-3000 R.P.M.)
 - 5 1/4" Spindle stroke
 - 4 1/2" Column diameter
 - 21 5/8" x 19 5/8" Table dimensions
 - 14" Head travel
 - 5/8" Size of T-Slot on table
 - Complete with forward reverse switch, 1/2" chuck



HEAD SWIVELS 180°

HEAD TILTS 90° TO THE LEFT AND 30° TO THE RIGHT



\$3499.

GEARHEAD MILLING DRILLING MACHINE WITH SAFETY GUARD & LIMIT SWITCH

- KC-40HC (220V)**
KC-40HC-5 (600V)
- 1.5 HP Motor
 - Forward & Reversing Switch
 - 1 1/4" Drilling Capacity
 - 20 7/16" Swing
 - Spindle Taper R-8
 - 6 Speeds (60-1500 RPM)
 - Face Mill Capacity 4"
 - End Mill capacity 3/4"
 - Working surface of table 23" x 7 1/2"



FREE ANGLE VISE

Free Bonus Package \$343.85

5 PC ACCESSORY BONUS PACKAGE FREE INCLUDED WITH THE PURCHASE OF A KC-45 MILLING DRILLING MACHINE
Includes: angle drill press vise, drill chuck with key, drill chuck arbor, carbide tipped face mill and face mill arbor



\$4599.

POWER DOWNSPEED & TAPPING



RECIRCULATING COOLANT SYSTEM



28" GEARHEAD DRILLING MACHINE WITH SAFETY GUARD & LIMIT SWITCH

- KC-50**
- 2 HP motor
 - 27 1/2" swing
 - 7" stroke
 - Speeds (60-870 / 120-1740)
 - 1 1/2" capacity
 - Spindle taper MT#4
 - 5/8" Chuck & key included

\$4799.



18 PC. COLLET SETS

Includes straight shank, 15 collets, wrench and plastic case.

KCS-4015

- Straight shank taper ISO 40
- Draw Bar 5/8" WII



\$349.99 ea.

KCS-R8-15

- Straight shank taper R8
- Draw Bar 7/16" NF 20

K-TYPE SWIVEL BASE MILLING VISES



3"- 4"- 6"- 8"-
 KMV-3M KMV-4M KMV-6M KMV-8M
\$99. \$159. \$199. \$299.

HORIZONTAL & VERTICAL ROTARY TABLES

KC-HVRT-6

Size 6"

\$379.

KC-HVRT-8

Size 8"

\$559.



TAILSTOCK FOR ROTARY TABLE

KC-TRT-6

Fits: KC-HVRT-6, KC-HVRT-8

\$129.99



DIVIDING PLATES FOR ROTARY TABLE

KC-DPRT-6

Size 6"

\$129.99 ea.

Size 8"



SPECIAL PACKAGE PROMOTION

942VS-DELUXE
 Installed with

- 942VS-6-NF
- MILLING MACHINE
- PFM-9422
- TABLE POWERFEED
- 20i-M-1230
- FAGOR DIGITAL READOUT SYSTEM
- KCS-R8-15
- 18 PC. COLLET SET
- KMV-6N
- 6" K-TYPE SWIVEL BASE MILLING VISE

\$12699.

OPTIONAL

PFM-9422
 TABLE POWERFEED
 LONGITUDINAL

1 amp motor
 440 lbs #
 TORQUE



\$649.

VERTICAL TURRET MILLING MACHINE

942VS-6-NF
 942VS-6-NF-5

- 3 HP Motor
- R-8 Spindle taper

AVAILABLE
 220 OR
 600 VOLTS

- Size of table 9" x 42"
- Table travel 30"
- Saddle travel 12"
- Knee travel 16"
- Quill travel 5"

- 2 speed variable speed drive (70-500, 600-4200 R.P.M.)
- Max. distance spindle to table 19"
- Distance spindle to column 6 3/4"-19"
- Quill power feed (.0015", .003", .006")
- Ram movement 12"

\$10999.

VERTICAL TURRET MILLING MACHINES

GEARHEAD MILLING DRILLING MACHINE WITH SAFETY GUARD & LIMIT SWITCH

KC-45

- 1.5 HP Motor
- Forward & Reversing Switch
- 20 7/16" Swing
- 5" Stroke
- 6 speeds (60-1500 RPM)
- 9 1/2" X 32 1/4" Table
- 1 1/4" Drill capacity
- 4" Face mill capacity
- Spindle taper R8

OPTIONAL

TABLE POWERFEED ATTACHMENT
 PFM-31

For # KC-45

\$569.

OPTIONAL

MILLING DRILLING MACHINE STAND
 SS-45

Heavy-duty steel construction

\$249.99



MILLING DRILLING MACHINE WITH DIGITAL READOUT, SAFETY GUARD & LIMIT SWITCH

KC-20VS

- 1 HP Motor
- 13" Max. distance spindle nose to table
- 13" swing • R8 Spindle taper
- 2" Spindle stroke
- Speeds 2(50-1125 / 100-2250 RPM)
- 7 1/16" x 27 1/2" Table dimensions
- 1/2" Size of T-Slot on table

- Comes with 1/2" chuck, chuck key, R8 chuck arbor, safety guard, 2 T-bolts, oil bottle, adjustment wrenches, hex. keys and tool box

OPTIONAL

MILLING DRILLING MACHINE STAND
 SS-20VS

Heavy-duty steel construction

\$249.99



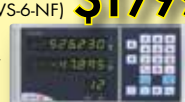
\$4599.

\$1899.

FAGOR DIGITAL READOUT SYSTEMS

20i-M-1230


(Fits 942VS-6-NF)
 2 AXIS with 12" x 30" scales



\$1799.

20i-M-1836

(Fits 1050VS)
 2 AXIS with 18" x 36" scales



\$1799.

30i-M-183616

(Fits 1050VS)
 3 AXIS with 18" x 36" x 16" scales



\$2499.

VARIABLE SPEED DRIVE



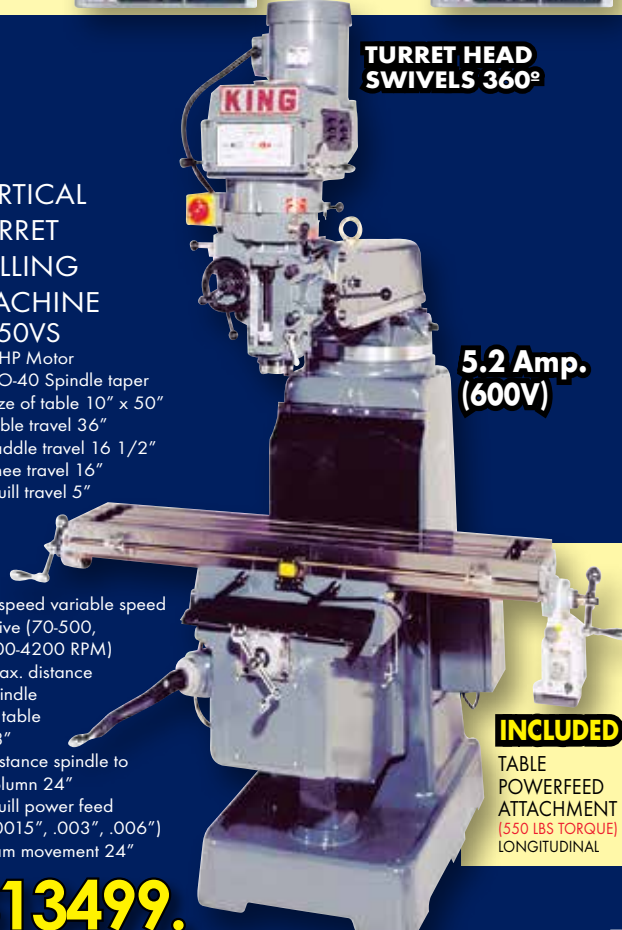
VERTICAL TURRET MILLING MACHINE 1050VS

- 5 HP Motor
- ISO-40 Spindle taper
- Size of table 10" x 50"
- Table travel 36"
- Saddle travel 16 1/2"
- Knee travel 16"
- Quill travel 5"

- 2 speed variable speed drive (70-500, 600-4200 RPM)
- Max. distance spindle to table 18"
- Distance spindle to column 24"
- Quill power feed (.0015", .003", .006")
- Ram movement 24"

\$13499.

TURRET HEAD SWIVELS 360°



5.2 Amp. (600V)

INCLUDED

TABLE POWERFEED ATTACHMENT (550 LBS TORQUE) LONGITUDINAL

METAL CUTTING BANDSAWS

5" x 6" METAL CUTTING BANDSAW KC-129C

- 3 speeds (80-120-200 FPM)
- Comes with wheels for portability

8 Amp. (110V)

H.S.S. & BI-METAL BLADES						
Model	Length	Width	Blade Material	TPI	Thickness	Price
KBB-115-10	64 1/2"	1/2"	H.S.S.	10	.025"	\$13.99
KBB-115-14	64 1/2"	1/2"	H.S.S.	14	.025"	\$13.99
KBB-115-18	64 1/2"	1/2"	H.S.S.	18	.025"	\$13.99
KBB-115-24	64 1/2"	1/2"	H.S.S.	24	.025"	\$13.99
KBB-115-BM-10	64 1/2"	1/2"	Bi-Metal	10	.025"	\$33.99
KBB-115-BM-14	64 1/2"	1/2"	Bi-Metal	14	.025"	\$33.99
KBB-115-BM-18	64 1/2"	1/2"	Bi-Metal	18	.025"	\$33.99



\$439.99

5" x 6" DUAL SWIVEL METAL CUTTING BANDSAW KC-129DS

- Head swivels 0° - 45° to the right and 0° - 60° to the left
- Adjustable hydraulic downfeed control
- Automatic shut-off switch
- Adjustable ball bearing guides
- Portable design for easy movement

ADJUSTABLE HYDRAULIC CYLINDER



8 Amp. (110V)

\$769.99

14" SELF-FEED VERTICAL METAL CUTTING BANDSAW KC-914H

- Hydraulic gravity feed regulator feeds blade into material by gravity for hands-free use
- Precision blade tension adjustment
- Comes complete with bi-metal blade, work light, chip tray, miter gauge, C clamp vise, gravity feed stop clamp and extension roller

BI-METAL BLADES					
Model	Length	Width	TPI	Thickness	Price
KBB-914-BM-10	120"	3/4"	10	.032"	\$79.99
KBB-914-BM-14	120"	3/4"	14	.032"	\$79.99

**15 Amp. @ 110V
7.5 Amp. @ 220V**

\$4499.



10" x 18" METAL CUTTING BANDSAW KC-227-2 (220V) KC-227-6 (600V)

- 4 speeds (114, 196, 288, 377 FPM)
- Carbide ball bearing blade guide
- Centralized control panel and automatic shut-off
- Adjustable hydraulic downfeed control
- To ensure reliable accurate cuts, both adjustable control arms can be positioned as close to the cut as possible
- Coolant system with regulator valves provide an even flow of coolant to the blade

H.S.S. BLADES					
Model	Length	Width	TPI	Thickness	Price
KBB-225-10	122"	1"	10	.032"	\$29.99
KBB-225-14	122"	1"	14	.032"	\$29.99

\$3999.



PATENTED TRU-LOCK quick locking vise system. Fully adjustable jaws for 0° to 45° angled cuts

Exclusive 24 volt control panel

**11.5 Amp. @ 220V
2.6 Amp. @ 600V**

10" x 18" VARIABLE SPEED SWIVEL METAL CUTTING BANDSAW KC-228S-V-2 (220V) KC-228S-V-6 (600V)

- Variable Speeds (73-312 FPM)
- Carbide ball bearing blade guides
- Adjustable hydraulic downfeed control
- Swivel base from 0° to 45°
- Coolant system with regulator valves provide an even flow of coolant to the blade

H.S.S. BLADES					
Model	Length	Width	TPI	Thickness	Price
KBB-225-BM-610	122"	1"	6-10	.032"	\$89.99
KBB-225-BM-812	122"	1"	8-12	.032"	\$89.99

\$5699.

**11.5 Amp. @ 220V
2.6 Amp. @ 600V**



PATENTED TRU-LOCK quick locking vise system. Fully adjustable jaws for 0° to 45° angled cuts

Exclusive 24 volt control panel

METAL CUTTING BANDSAWS

7" x 12" METAL CUTTING BANDSAW WITH GEAR DRIVE KC-712GH-5

- Returning coolant system
- 3 (110-230-340 FPM)
- Automatic shut-off
- Adjustable ball bearing guides

PATENTED GEAR DRIVE SYSTEM... is the ONLY one in the Canadian market which allows the user to change speeds without stopping the machine.



**14 Amp.
(110V)**

PATENTED TRU-LOCK quick locking vise system


\$1799.

9" x 18" METAL CUTTING SWIVEL BANDSAW KC-918S-V

- Speeds (80-250 FPM)
- Carbide ball bearing blade guides with rollers
- Centralized control panel and automatic shut-off
- Adjustable hydraulic downfeed control
- Precision blade tension adjustment
- Head swivels 0° to 45° in one direction
- Quick-positioning vise with fully adjustable jaws for 0° to 45° angles

Coolant system Included

VARIABLE SPEED



**8 Amp.
(220V)**

H.S.S. & BI-METAL BLADES ("SKIP TOOTH")						
Model	Length	Width	Blade Material	TPI	Thickness	Price
KBB-918-10	131 3/4"	1"	H.S.S.	10	.032"	\$29.99
KBB-918-14	131 3/4"	1"	H.S.S.	14	.032"	\$29.99
KBB-918-BM-610	131 3/4"	1"	Bi-Metal	6-10	.032"	\$89.99
KBB-918-BM-812	131 3/4"	1"	Bi-Metal	8-12	.032"	\$89.99

\$5699.

7" x 12" DUAL SWIVEL METAL CUTTING BANDSAW KC-712DS

- Returning coolant system
- 4 speeds (98-164-246-328 FPM)
- Automatic shut-off
- Adjustable ball bearing guides

**6 Amp.
(220V)**



PATENTED TRU-LOCK quick locking vise system

\$2499.

17" VARIABLE SPEED METAL/WOOD CUTTING BANDSAW KC-1700WM-VS

- Variable speeds (wood): 540-3600 SFPM
- Variable speeds (metal): 100-650 SFPM
- Voltage (input power): 220V, 1 phase, 60 Hz
- Comes with a 1 1/2" x 6 TPI wood cutting blade, 1/2" x 10 TPI metal cutting blade, laser guide, work lamp, miter gauge and a precision "TRU-RIP" aluminum rip fence with resaw guide



**23 1/2" x 17" cast iron table
Tilts 5° to the left & 45° to the right**

**2 HP
(8 Amp @ 220V)**

\$3499.

2-4" Dust chutes for dust collector hook-up

18" METAL CUTTING BANDSAW KC-450

- Variable speed
- Handwheel controls speed
- Speed changes while the machine is in operation
- Comes complete with 4-way tilting table, and work light



**7.5 Amp.
(220V)**

\$4899.

METAL LATHES & ACCESSORIES

7" X 12" VARIABLE SPEED MINI METAL LATHE KC-0712ML

- 3/4" spindle bore
- Variable speeds 2 (0-1100, 0-2500 RPM)
- Comes complete with quick change gear box, face plate, steady rest, replacement gears, 4-way tool post, MT#2 dead center, threading dial indicator, 4"-3 jaw chuck, emergency stop button, chuck key and hex. keys

\$999.99



5.5 Amp.
(110V)

10" X 22" BELT DRIVE METAL LATHE

- 1" spindle bore
- Spindle speeds 6 (150-2400) RPM
- Comes complete with 5"-3 jaw chuck, 6-1/2"-4 jaw chuck, replacement gears, 4 way tool post, steady rest, follow rest, 8" face plate, thread chasing dial indicator, MT#3 dead center, full length splash guard, tool box, chuck key and hex. keys

\$2399.

12 Amp.
(110V)

OPTIONAL

METAL LATHE STAND

SS-1022

Heavy-duty steel construction

\$249.99



12" X 36" GEARHEAD METAL LATHE

- 1 1/2" spindle bore
- Spindle speeds 9 (60-1500) RPM
- 40(4-112 T.P.I.) 30(2 - 4.5mm) thread cutting
- Comes complete with 6"-3 jaw chuck, 8"-4 jaw chuck, imperial and metric gears, quick change tool post, steady rest, follow rest, 10" DI-4 camlock face plate, thread chasing dial indicator, MT#3 dead center, MT#3 arbor taper, 1/2" drill chuck, full length splash guard, tool box, chuck keys and hex. keys

1.5 HP
(220V)



KC-1236ML/SS-1236 **WITH TAPER ATTACHMENT** KC-1236ML/KM-053/SS-1236

\$4399.

\$4999.

BONUS GEARHEAD/METAL LATHE STAND INCLUDED

14" X 40" GEARHEAD METAL LATHE

- Spindle speeds 8(70-2000 RPM)
- 1 7/16" spindle bore
- 34(4-56 T.P.I.) 26(4 - 7 mm) thread cutting
- Comes complete with 6"-3 jaw chuck, 8"-4 jaw chuck, replacement gears, quick change tool post, steady rest, follow rest, 12" DI-4 camlock face plate, coolant system, full length splash guard, thread chasing dial indicator, 2 MT#3 dead centers, JT#5-MT#3 sleeve, chip tray, tool box, halogen lamp, chuck keys, hex. keys, and cabinet stand with foot brake

2 HP
(240V)



KC-1440ML-6 **WITH TAPER ATTACHMENT** KC-1440ML-6/KM-054

\$6299.

\$6899.

CABINET STAND WITH
FOOT BRAKE INCLUDED

16" X 40" HIGH PRECISION "TOOL ROOM" METAL LATHE

- Spindle speeds 16(45-1800 RPM)
- 2" spindle bore diameter
- 45(2-72 T.P.I.) thread cutting
- Comes complete with 8"-3 jaw chuck with inside & outside jaws, 12"-4 jaw chuck, quick change tool post and two 3/4" tool holders, steady and follow rests with roller guides, 14" (DI-6) camlock face plate, MT #4 standard dead center, MT #4 carbide tipped dead center, MT #4 to MT #6 spindle sleeve adapter, halogen light, coolant system, full length splash guard, manual micrometer carriage stop, tool box and wrenches

4 HP
(600V)



KC-1640ML **WITH TAPER ATTACHMENT** KC-1640ML/KM-055

\$11999.


\$12599.

CABINET STAND WITH
FOOT BRAKE INCLUDED

16" X 60" GEARHEAD ENGINE LATHE KC-1660GH

- Spindle speeds 16(33-2000 RPM)
- 2 1/16" Spindle bore diameter
- 4-56 T.P.I. thread cutting
- Comes complete with 8"-3 jaw chuck with inside & outside jaws, 10"-4 jaw chuck, quick adjust 6-way tool post, steady rest, follow rest, 14" (DI-6) camlock face plate, taper attachment, 1 live center MT #4, 2 dead centers MT#4 & MT #6, thread chasing dial, metric and imperial dials, halogen light, coolant system, full length splash guard, 4 positions cross slide stop, cabinet stand (full length with foot brake incorporated) and a tool box

7.5 HP
(600V)



\$17999.

CABINET STAND WITH
FOOT BRAKE INCLUDED

7 PC. CARBIDE CUTTER HOLDER SETS

- 1/4" Carbide Steel 2 position Cutter Tips (5pcs.)
- Carbide Steel Inserts (2pcs.)

INCLUDED
Screwdriver and
3 adjustment keys



KM-047
3/8" Shank

\$189.

Fits Models:
KC-0712ML, KC-1022ML

KM-057
5/8" Shank

\$199.

Fits Models:
KC-1236ML, 14440ML-6
KC-1640ML, KC-1640ML
KC-1660GH

LIVE CENTERS

Fitted with taper roller bearings



**Very
Accurate**

KLC-2M
TAPER SHANK - MT#2

\$59.

KLC-3M
TAPER SHANK - MT#3

\$79.

TAPER ATTACHMENT



**Taper Attachment must be
ordered together with Lathe**

These Taper Attachments are designed to fit our 12" x 36", 14" x 40" & 16" x 40" Metal Lathes models

KC-1236ML, KC-1440ML-6 & KC-1640ML

7 PC. QUICK CHANGE TOOL POST KITS



KQCT-0012
Fits most lathes up to 0 to 12" swing

\$249.99

KQCT-1015
Fits most lathes between 10" to 15" swing

\$299.99

KQCT-1318
Fits most lathes between 13" to 18" swing

\$399.99

FAGOR DIGITAL READOUT SYSTEM



20i-T-1040
(Fits KC-1640ML)

**2 AXIS with
12" x 40" scales**

\$2199.

20i-T-1260
(Fits KC-1660GH)


**2 AXIS with
12" x 60" scales**

\$2599.

16 GAUGE BOX AND PAN BRAKE

- KC-BP4816**
- Bending length 48 1/2"
 - Capacity 16 gauge
 - Weight 330 lbs


\$999.



22 GAUGE BOX AND PAN BRAKE

- BB-BP4822**
- Bending length 48 1/4"
 - Capacity 22 gauge
 - Weight 253 lbs

\$959.



16 GAUGE HANDBRAKE

- BB-H4816**
- Bending length 48 1/2"
 - Capacity 16 gauge
 - Weight 385 lbs

\$959.



52" FOOT SHEAR

- KC-F5216**
- Cutting length 52"
 - Capacity 16 gauge
 - Weight 1080 lbs

\$2199.



FLOOR MODEL BOX AND PAN BRAKE

- KC-BP4812**
- Bending length 48"
 - Capacity 12 gauge
 - Weight 1140 lbs

\$3399.

ARBOR PRESS

KAP-3

- Precision cut steel rams and pinions for accurate operation
- Capacity: 3 Ton
- Diameter of work: 12 1/2"
- Capacity over table: 12"

\$369.99



COMBINATION ROTARY MACHINE

KC-RM22

- Cutting capacity (mild steel): 22 Gauge
- Distance between shaft centers: 2"
- Depth of throat to frame: 7"
- Includes 6 dies for hooking (2), burring, wiring, ogee beads and crimping

\$699.



12" HAND SHEAR

KC-HS12

- Level arm with compensating spring
- Easy cutting across the entire length
- Rigid cutter body

\$199.99




4 TON HAND NOTCHER

KC-N616

- Heavy cast-iron construction
- 16 Gauge notching capacity (mild steel)
- 18 Gauge piercing capacity (mild steel)
- Maximum notch (6" X 6" x 90°)
- Weight 165 lbs

\$699.



SLIP ROLLS

- KC-S5016**
- Max. length 50"
 - Capacity 16 gauge
 - Weight 50 lbs

\$1399.

- KC-S3622**
- Max. length 36"
 - Capacity 22 gauge
 - Weight 176 lbs

\$599.

- KC-S2422**
- Max. length 24"
 - Capacity 22 gauge
 - Weight 81 lbs



\$499.

SHEAR, BRAKE AND ROLL

- KC-1220**
- Max. length 12"
 - Maximum thickness 20 gauge
 - Weight 95 lbs

\$419.

- KC-3020**
- Max. length 30"
 - Maximum thickness 20 gauge
 - Weight 300 lbs

\$799.

- KC-4020**
- Max. length 40"
 - Maximum thickness 20 gauge
 - Weight 387 lbs

\$1159.



3 IN 1 METAL FORMING MACHINES

PORTABLE & GASOLINE GENERATORS

950W PORTABLE GENERATOR

KCG-951G

- Powerful 2 HP, 2 stroke air cooled motor
- Brushless alternator and electronic ignition
- Outlet: 120V/6.7 amp AC output
- Outlet: 12V/5.3 amp DC output
- Easy start manual recoil starter
- AC and DC circuit breakers and reset buttons for safe operation
- Comes with DC cables and spark plug socket

\$179.99



1500W GASOLINE GENERATOR

KCG-1501GN

- Powerful 3 HP, 4 stroke air cooled motor
- Electronic ignition
- Low oil shut-off with indicator light protects the engine
- Duplex Outlet: 120V/10 amp. AC output
- Terminals: 12V, 8 amp. DC output
- Easy start recoil starter
- AC and DC circuit breakers for safe operation
- Comes with DC cables and spark plug socket

\$299.99



4200W GASOLINE GENERATOR WITH WHEEL KIT

KCG-4200G

- Powerful 7 HP, 4 stroke air cooled motor
- AVR system and electronic ignition
- Low oil shut-off with indicator light protects the engine
- Duplex outlet: 120V/20 Amp AC
- Twist lock outlet: 120V/240V/30 Amp AC
- Easy start recoil starter
- Voltage switch and ground terminal
- AC double throw circuit breaker and resets for safe operation
- Wheel kit includes 8" wheels and pivot handle

\$429.99



6500W GASOLINE GENERATOR WITH WHEEL KIT

KCG-6501G

- Powerful 15 HP, 4 stroke air cooled motor
- AVR system and electronic ignition
- Low oil shut-off with indicator light protects the engine
- Duplex outlet: 120V/20 Amp AC
- Twist lock outlet: 120V/240V/30 Amp AC
- AC double throw circuit breaker and resets for safe operation

\$679.99



8500W GASOLINE GENERATOR WITH ELECTRIC START & WHEEL KIT

KCG-8500GE

- Powerful 15 HP, 4 stroke air cooled motor
- AVR system and electronic ignition
- Two duplex outlets: 120V/20 Amp AC
- Two twist lock outlets: 120V/30 Amp and 120V/240V/30 Amp AC

\$879.99



**ELECTRIC START
BATTERY INCLUDED**

ALL SEASON GENERATOR COVERS

- Made of heavy-duty tarpaulin with PVC vinyl coating
- Provides all season protection from rain, snow, dust, dirt and sun damage from UV rays
- Waterproof and flameproof B2 coating
- Designed to fit King and similar sized generators with folding handle(s) and wheel kits installed

\$39.99 EA.



K-42CVR
Fits Generators:
KCG-3500G,
KCG-4200G



K-85CVR
Fits Generators:
KCG-5625G, KCG-6501G,
KCG-7500G, KCG-7501GE,
KCG-8500GE



K-100CVR
Fits Generators:
KCG-9000GE,
KCG-10000GE

GENERATOR EXTENSION CORDS

K-L1430R-25

Extension cord length: 25 feet
Gauge (AWG)/Cord: 10 (SJTW 4/C)
Number of 120V plugs: 4



\$69.99

Converts a Nema L14-30P 240V 30 Amp Twist Lock plug into Nema 5-15/20R 120V 20A receptacles

K-L1430-25-4T

Extension cord length: 25 feet
Gauge (AWG)/Cord: 10 (STW 4/C)
Number of 120V plugs: 4



\$69.99

Lighted End

2000W GASOLINE DIGITAL INVERTER GENERATOR

KCG-2001i

- Sine wave digital inverter generator provides stable current to power voltage-sensitive electronics
- Powerful 3 HP, 4 stroke air cooled OHV engine DC output for charging smartphones, tablets or any USB powered equipment
- DC Cigarette Lighter Socket: 12V/8 amp DC output
- AC Duplex Outlet: 120V/13.3 amp AC output

Comes with USB port



\$679.99

Optional

K-X2P

Parallel Cable Kit for connectivity between two inverters

\$119.99



Nema L5-30P



Nema TT-30R

3000 PSI GASOLINE HIGH PRESSURE WASHER

KPW-3001FM

- 3000 PSI, 2.3 GPM maximum water flow
- Thermal relief valve on pump to protect against overheating
- 25' high pressure hose and inlet hose quick connect coupling
- Comes with 10" pneumatic wheels for portability and 5 quick connect nozzles (0°, 15°, 25°, 40° and detergent)



\$439.99

7 HP
4 stroke air cooled OHV engine

RV GENERATOR ADAPTER

K-TT30R

This adapter allows a generator with a NEMA L5-30R 125V twist lock receptacle to be connected to recreational vehicles that use typical RV extension cords



\$12.99

GASOLINE WATER PUMPS

KCG-2PGN-7

2"
NPT inlet
and outlet

- 92' Total head lift (total height at sea level, to which water can be raised above original water level)
- Oil sensor shuts off engine when oil level is low
- Comes with 3 wire clamps, 4 hose adaptors, 4 rubber gaskets, strainer basket and strainer basket adaptor



Easy start recoil starter

\$299.99

6.5 HP
4 stroke air cooled OHV engine

KCG-3PG-7

3"
NPT inlet
and outlet



Easy start recoil starter

\$319.99

6.5 HP
4 stroke air cooled OHV engine

GASOLINE ENGINES

KCG-65

- Powerful 6.5 HP, 4 stroke air cooled OHV engines
- Ideal for compressors, generators, pressure washers, go-karts and log splitters
- Counterclockwise drive shaft direction



\$179.99

KCG-130

- Powerful 13 HP, 4 stroke air cooled OHV engines
- Ideal for compressors, generators, pressure washers, go-karts and log splitters
- Counterclockwise drive shaft direction




\$349.99

WATER PUMP HOSE KITS

Each hose kit comes with a type A threaded camlock adaptor

CLEAR PVC REINFORCED SUCTION HOSES

FLAT PVC DISCHARGE HOSES



\$79.99

KW-252
2" X 25 ft

\$149.99

KW-253
3" X 25 ft



\$59.99

KW-502
2" X 50 ft

\$99.99

KW-503
3" X 50 ft

14" CUT-OFF SAW

8342N

- Large trigger switch in handle for safe and easy use
- Standard 14" abrasive wheel for cutting ferrous metal
- Quick release vise for holding workpiece, which allows cuts up to a 45° angle



(15 Amp. Motor)

INFRARED DIGITAL THERMOMETER WITH LASER POINTER

K-550
Temperature range
(-50°C~550°C)
(-58°F~1022°F)

\$39.99



\$149.99

INSPECTION CAMERAS

INSPECTION CAMERA WITH LCD MONITOR

KC-9050

Kit includes:

- Camera handle, 9mm dia. x 39" flexible-obedient camera probe
- 2.4" diagonal TFT-LCD color monitor
- 3 accessory tools (45° mirror, magnetic pick-up, pick-up hook) and 4 AA batteries

\$99.99

4.5MM CAMERA PROBE FOR INSPECTION CAMERAS

KW-9123

- 4.5mm diameter x 39" flexible-obedient camera probe waterproof to IP67 standards
- LED lights inside the camera probe tip illuminate dark spaces

\$69.99

Ideal for inspection of very small hard-to-reach or hard-to-see areas

WIRELESS INSPECTION CAMERA WITH RECORDABLE LCD MONITOR

KC-9200

- Kit includes: 39" x 9mm flexible-obedient camera probe, 39" x 10mm camera probe extension, 3.5" TFT-LCD wireless color monitor, monitor Li-ion charger, 3 accessory tools (45° mirror, magnetic pick-up, pick-up hook), USB and Video cables, 4GB SD memory card and 4 AA batteries

DIGITAL ZOOM 3X

\$199.99



PALLET TRUCKS

KC-2145N-NYL

(21" X 45")
Nylon wheels

\$399.99

3 position control handle

KC-2748N-NYL

(27" X 48")
Nylon wheels

\$399.99

KC-2748N-P

(27" X 48")
Poly wheels

\$399.99

QUICK RELEASE FOOT PEDAL



Max. raised height of forks 7 1/2"

Min. height of forks 2.95"

NEW

QUICK RELEASE FOOT PEDAL

QUICK RELEASE FOOT PEDAL

5500 LBS CAPACITY



2 cylinder cast iron single stage oil lubricated pump



STATIONARY 6.5 PEAK HP 60 GALLON AIR COMPRESSOR
KC-6160V1
• 150 PSI max pressure
• 13.4 CFM @ 40 PSI
• 11.2 CFM @ 90 PSI
• High efficiency reed valves

\$799.

HYDRAULIC SHOP PRESSES WITH GRID GUARD

- Great for straightening, pressing, bending or stamping
- Used to install or remove gears, bushings or bearings
- Adjustable bed height with support rods
- Comes with 2 pressure plates

OPTIONAL

9 PC. PUNCH & DIE KIT
KM-045

\$99.



10 TON
KHP-10T-GG

\$269.99

20 TON
KHP-20T-GG

\$399.99

LED DUAL-HEAD WORKLIGHTS

LED WORK LIGHTS

Cordless

KC-1201 LED
10W Work light emits 1200 lumens

\$29.99

KC-1202 LED-C
10W Work light emits 1200 lumens

\$49.99

KC-2401 LED
20W work light emits 2400 lumens

\$49.99

KC-3601 LED
30W work light emits 3600 lumens

\$69.99

KC-2402 LED-ST
Emits 4800 lumens
• Quick release latch
• For indoor and outdoor use in dry locations

\$129.99

KC-3602 LED-ST
Emits 7200 lumens
• Quick release latch
• For indoor and outdoor use in dry locations

\$199.99

RECIRCULATING PARTS WASHERS

CLEANING BRUSH FOR PARTS WASHERS
KM-059
\$19.99



5 GALLON



20 GALLON

KPW-205
• 5 gallon capacity
• Safety lever has fusible link
• Durable pump included

\$69.99

KPW-220
• 20 gallon capacity
• Safety lever has fusible link
• Durable pump included

\$169.99



40 GALLON

KPW-240
• 40 gallon capacity
• Safety lever has fusible link
• Durable pump included

\$199.99

WWW.KINGCANADA.COM

2 TON FOLDING SHOP CRANE

KFC-2TN

- 8 ton hydraulic ram features top-of-stroke and safety overload bypass system for maximum pump protection.
- Compact design with retractable boom and foldable legs
- Fold-up legs with safety pins extend to 68 1/2"



\$299.99

OPTIONAL

3/4 TON ENGINE LOAD LEVELER
KLV-1500

- Used for engine installation and removal
- Crank handle for tilting adjustments

\$49.99

PRESSURE ABRASIVE SANDBLASTERS

- Safety pressure relief valve
- Loading abrasive is made simple using the concave funnel top of the tank
- 1/2" (I.D.) x 8 ft abrasive feed hose
- Includes media gun, 4 interchangeable nozzles (2, 2.5, 3 & 3.5mm), water separator filter, protective blast hood and teflon tape



Protective blast hood included

10 GALLON
KSB-10

\$199.99

20 GALLON
KSB-20

\$239.99

ADHESIVE WINDOW PROTECTORS

KM-097

Fits: KSB-110N-9

\$19.99 5 PC. KIT

KM-098

Fits: KSB-350

\$19.99 5 PC. KIT

REPLACEMENT CERAMIC NOZZLES

KM-036

Fits: KSB-110N-9 & KSB-350

\$19.99 4 PC. KIT



SANDBLAST CABINETS



\$169.99

\$599.

KSB-110N-9

- Filtered fluorescent light
- Aluminum gun with 3 ceramic replacement nozzles
- 2 rubber gauntlet gloves mounted in front

KSB-350

- Filtered fluorescent light
- Aluminum gun with 3 ceramic replacement nozzles
- 2 rubber gauntlet gloves mounted in front

We reserve the right to limit quantities. Articles may vary from illustration shown. Some retailers may not stock all products due to space restrictions and product availability. We reserve the right to correct any typographical and pictorial errors without notice.